

Anjuman College of Engineering and Technology


Department of Civil Engineering

Feedback Report (Session:30-03-2019)

UG Sem:4 (A)

Theory Feedback

Name of Faculty	Subject	Out of	Q1	Q2	Q3	Q4	Q5	Q6	Q7	Q8	Q9	Q10	Feedback Average
Mr. Mohammad Ameenuddin	BCM	27	9	8.93	8.63	8.81	9.15	8.96	9.07	8.56	8.74	9.11	8.9
Mr. Syed Amir Hussain	TRE-I	28	8.57	8.43	8.39	7.93	8.18	8	9.04	8.57	8.54	8.64	8.43
Mrs Rashmi G. Bade	GT-I	32	9.41	8.91	8.84	8.66	8.72	8.94	9.34	9.28	9.41	9.31	9.08
Mr.Syed Sohailuddin	SA-I	30	9.53	9.47	9.33	9.43	9.27	9.33	9.4	9.53	9.47	9.53	9.43
Mr. Mohammad Azaz	SVY-I	27	9.63	9.56	9.59	9.44	9.33	9.37	9.33	9.52	9.63	9.78	9.52


DR. SYED MOHAMMAD ALI
Principal
Anjuman College of Engineering
& Technology, Sadar, Nagpur.

Q.1. Subject knowledge; Q.2. Whether syllabus/course outcome fulfilled; Q.3. Communication skill for teaching;
Q.4. Use of black board with good handwriting / teaching aids; Q.5. Takes feedback from student; Q.6. Sincerity / Commitment of the faculty;
Q.7. Class control of faculty; Q.8. Whether classes conducted punctually?; Q.9. Whether assignment/Notes (Hand outs) given?; Q.10. Teaching with a good speed.

Anjuman College of Engineering and Technology


Department of Civil Engineering

Feedback Report (Session:30-03-2019)

UG Sem:6 (A)

Theory Feedback

Name of Faculty	Subject	Out of	Q1	Q2	Q3	Q4	Q5	Q6	Q7	Q8	Q9	Q10	Feedback Average
Mr.Ansari Aquib Zafar Jamal	SS	28	8.39	8.32	7.5	8.46	8.39	8.68	7.79	8.61	8.93	8.43	8.35
Mr. Mohammad Azaz	SVY-II	29	8.86	8.66	8.59	8.66	8.62	8.83	8.52	8.9	8.93	9.1	8.77
Mr. Mohammad Shahid Arshad	EE-II	28	8.82	8.07	8.39	8.5	8.29	8.57	8.25	8.46	8.68	8.57	8.46
Dr. Idris Ahmed	FM-II	31	9.52	9.1	9.06	9.29	8.94	9.23	9.1	8.81	9.16	9.06	9.13


Dr. SYED MOHAMMAD ALI
Principal
Anjuman College of Engineering
& Technology, Sadar, Nagpur.

Q.1. Subject knowledge; Q.2. Whether syllabus/course outcome fulfilled; Q.3. Communication skill for teaching;
Q.4. Use of black board with good handwriting / teaching aids; Q.5. Takes feedback from student; Q.6. Sincerity / Commitment of the faculty;
Q.7. Class control of faculty; Q.8. Whether classes conducted punctually?; Q.9. Whether assignment/Notes (Hand outs) given?; Q.10. Teaching with a good speed.

Anjuman College of Engineering and Technology


Department of Civil Engineering

Feedback Report (Session:30-03-2019)

UG Sem:8 (A)

Theory Feedback

Name of Faculty	Subject	Out of	Q1	Q2	Q3	Q4	Q5	Q6	Q7	Q8	Q9	Q10	Feedback Average
Mr. Mohammad Atif	IRR	47	9.21	9.3	8.91	9.26	9.32	9.4	9.49	9.32	9.38	9.04	9.26
Mrs Rashmi G. Bade	PD	48	9.54	9.35	8.92	9.38	9.1	9.38	9.6	9.5	9.65	9.29	9.37
Mr. Ansari Aquib Zafar Jamal	ARCC	45	8.6	8.51	8.29	8.51	8.53	8.53	8.71	8.58	8.67	8.29	8.52
Mr. Mohammad Shahid Arshad	WWWT	45	9.11	8.93	8.73	9.04	8.89	9.07	9.2	9.24	9.27	8.73	9.02


DR. SYED MOHAMMAD ALI
Principal
Anjuman College of Engineering
& Technology, Sadar, N.B.

Q.1. Subject knowledge; Q.2. Whether syllabus/course outcome fulfilled; Q.3. Communication skill for teaching;
Q.4. Use of black board with good handwriting / teaching aids; Q.5. Takes feedback from student; Q.6. Sincerity / Commitment of the faculty;
Q.7. Class control of faculty; Q.8. Whether classes conducted punctually?; Q.9. Whether assignment/Notes (Hand outs) given?; Q.10. Teaching with a good speed.

Anjuman College of Engineering and Technology

Department of Computer Science and Engineering

Feedback Report (Session:30-03-2019)

UG Sem:4 (A)

Theory Feedback

Name of Faculty	Subject	Out of	Q1	Q2	Q3	Q4	Q5	Q6	Q7	Q8	Q9	Q10	Feedback Average
Prof. Sayyed Qudsiya Naaz	OS	12	4.25	4.08	4.08	3.58	3.33	3.92	3.58	4.08	3.17	4.08	3.82
Prof. Farheena Shaikh	DSPD	53	8.57	8.74	8.55	8.77	8.3	8.4	8.58	8.28	8.51	8.77	8.55
Ms. Samina Anjum	DMGT	49	8.41	8.33	8.31	8.29	8.08	8.22	8	7.98	8.14	8.37	8.21
Prof. Imteyaz Shahzad	TFCS	47	8.94	8.57	8.6	8.87	8.55	8.53	8.7	8.55	8.26	8.81	8.64
Prof. Naveed Zishan	SP	49	9.29	9.35	9.24	9.14	9.16	9.27	9.27	9.08	9.16	9.49	9.24
Prof. Samina Anjum	OS	62	7.81	8	8.02	8.32	7.94	8.27	8.45	8.21	8.1	8.47	8.16

Practical Feedback

Name of Faculty	Subject	Out of	Q1	Q2	Q3	Q4	Q5	Q6	Q7	Q8	Q9	Q10	Feedback Average
Prof. Kamlesh Kelwade	OS	47	8.83	9	8.89	9.21	8.66	8.87	8.96	8.79	8.81	9.02	8.9
Prof. Samina Anjum	OS	46	8.48	8.59	8.8	8.72	8.11	8.7	8.7	8.54	8.41	8.67	8.57
Prof. Farheena Shaikh	DSPD	48	8.85	9.02	9.08	9.12	8.54	9.06	9.17	9.08	8.98	9.25	9.02
Prof. Sayyed Qudsiya Naaz	OS	5	8	7.8	8.6	8.6	8	8.8	8.6	8.4	7.6	7.8	8.22
Prof. Saquib Ahmed	CW-II	49	8.8	8.98	9.04	8.96	8.37	8.96	9.12	9.12	8.92	9.14	8.94
Prof. Naveed Zishan	CW-II	49	8.96	9.14	9.14	8.8	8.69	9.2	9.16	9.16	9.02	9.08	9.04

Q.1. Subject knowledge; Q.2. Whether syllabus/course outcome fulfilled; Q.3. Communication skill for teaching;
 Q.4. Use of black board with good handwriting / teaching aids; Q.5. Takes feedback from student; Q.6. Sincerity / Commitment of the faculty;
 Q.7. Class control of faculty; Q.8. Whether classes conducted punctually?; Q.9. Whether assignment/Notes (Hand outs) given?; Q.10. Teaching with a good speed.

Dr. SYED MOHAMMAD ALI
 Principal
 Anjuman College of Engineering and
 Technology, Sadar, Noida

Anjuman College of Engineering and Technology

Department of Computer Science and Engineering

Feedback Report (Session:30-03-2019)

UG Sem:4 (B)

Theory Feedback

Name of Faculty	Subject	Out of	Q1	Q2	Q3	Q4	Q5	Q6	Q7	Q8	Q9	Q10	Feedback Average
Prof. Sayyed Qudsiya Naaz	OS	73	9.22	9.33	9.19	9.44	9.21	9.07	8.26	9.04	9.23	9.27	9.13
Ms. Samina Anjum	DMGT	73	7.6	7.78	7.77	7.86	7.53	7.84	7.44	7.75	7.84	7.7	7.71
Prof. Manish Assudani	DSPD	75	9.01	8.47	8.65	9	8.83	8.83	9.23	8.72	8.48	8.84	8.81
Prof. Saquib Ahmed	SP	66	9.3	9.47	9.36	9.52	9.41	9.58	9.61	9.42	9.73	9.64	9.5
Prof. Imteyaz Shahzad	TFCS	67	9.58	9.45	9.54	9.61	9.63	9.6	9.67	9.12	9.64	9.48	9.53

Practical Feedback

Name of Faculty	Subject	Out of	Q1	Q2	Q3	Q4	Q5	Q6	Q7	Q8	Q9	Q10	Feedback Average
Prof. Manish Assudani	DSPD	66	9.53	9.06	9.47	9.55	9.52	9.52	9.5	9.24	9.24	9.32	9.39
Prof. Samina Anjum	OS	66	8.5	8.56	8.23	8.41	8.45	8.73	8.83	8.8	8.65	8.65	8.58
Prof. Mohd Tahir	DSPD	65	9.37	9.37	9.29	9.35	9.31	9.46	9.57	9.48	9.38	9.45	9.4
Prof. Sayyed Qudsiya Naaz	OS	62	9.42	9.55	9.27	9.34	9.4	9.45	9.35	9.47	9.44	9.4	9.41
Prof. Saquib Ahmed	CW-II	65	9.35	9.54	9.34	9.45	9.4	9.46	9.51	9.54	9.45	9.38	9.44
Prof. Naveed Zishan	CW-II	72	9.61	9.76	9.72	9.72	9.68	9.78	9.79	9.75	9.76	9.76	9.73

Dr. SYED MOHAMMAD ALI
Principal
Anjuman College of Engineering
& Technology, Sadar, Nagpur

Q.1. Subject knowledge; Q.2. Whether syllabus/course outcome fulfilled; Q.3. Communication skill for teaching;
Q.4. Use of black board with good handwriting / teaching aids; Q.5. Takes feedback from student; Q.6. Sincerity / Commitment of the faculty;
Q.7. Class control of faculty; Q.8. Whether classes conducted punctually?; Q.9. Whether assignment/Notes (Hand outs) given?; Q.10. Teaching with a

Anjuman College of Engineering and Technology

Department of Computer Science and Engineering

Feedback Report (Session:30-03-2019)

UG Sem:6 (A)

Theory Feedback

Name of Faculty	Subject	Out of	Q1	Q2	Q3	Q4	Q5	Q6	Q7	Q8	Q9	Q10	Feedback Average
Prof. M. S. Khatib	AI	65	8.49	8.2	8.43	7.74	8.38	8.57	8.57	8.85	8.57	8.8	8.46
Mr. Abdul Sajid Quazi	FE	66	8.79	8.68	8.83	8.03	8.62	8.68	8.85	8.91	8.85	9.08	8.73
Prof.Sadia Patka	SEPM	67	9.31	9.18	9.3	8.84	9.07	9.12	9.27	9.21	9.42	9.3	9.2
Prof. Naisha Taban Khan	CN	73	9.37	9.26	9.41	9.25	9.14	9.25	9.44	9.51	9.33	9.49	9.34
Prof. Saima Zareen Ansari	DP	70	8.77	8.81	8.89	8.99	8.83	9.01	9.06	9.23	9	9.21	8.98

Practical Feedback

Name of Faculty	Subject	Out of	Q1	Q2	Q3	Q4	Q5	Q6	Q7	Q8	Q9	Q10	Feedback Average
Prof. Kamlesh Kelwade	MP	72	8.08	8	8.03	7.75	7.89	7.97	8.12	8.26	8.01	8.24	8.04
Prof. Syed Rehan	MP	65	7.8	7.74	7.63	7.48	7.62	7.65	7.78	7.89	7.8	7.85	7.72
Prof.Sadia Patka	MP	65	8.57	8.49	8.58	8.18	8.37	8.42	8.69	8.72	8.46	8.69	8.52
Prof.Mohammad Anwarul Siddique	CN	64	7.77	7.66	7.67	7.42	7.41	7.48	7.73	7.8	7.59	7.73	7.63
Prof. Naisha Taban Khan	CN	65	9.05	9.14	9.12	8.98	8.88	8.94	9.15	9.32	9.12	9.29	9.1
Prof. Saima Zareen Ansari	DP	69	8.78	8.9	8.9	8.75	8.67	8.62	8.99	9.14	8.9	9.07	8.87

Q.1. Subject knowledge; Q.2. Whether syllabus/course outcome fulfilled; Q.3. Communication skill for teaching;
 Q.4. Use of black board with good handwriting / teaching aids; Q.5. Takes feedback from student; Q.6. Sincerity / Commitment of the faculty;
 Q.7. Class control of faculty; Q.8. Whether classes conducted punctually?; Q.9. Whether assignment/Notes (Hand outs) given?; Q.10. Teaching with a good speed.

Dr. SYED MOHAMMAD ALI
 Principal
 Anjuman College of Engineering
 Technology, Sadar, Nagpur

Anjuman College of Engineering and Technology

Department of Computer Science and Engineering

Feedback Report (Session:30-03-2019)

UG Sem:6 (B)

Theory Feedback

Name of Faculty	Subject	Out of	Q1	Q2	Q3	Q4	Q5	Q6	Q7	Q8	Q9	Q10	Feedback Average
Prof. Syed Rehan	AI	43	8.47	8.07	8.09	8.09	8.14	8.28	8.47	8.67	8.77	8.23	8.33
Prof.Mohammad Anwarul Siddique	CN	51	8.41	8.55	8.84	8.57	8.88	8.78	8.78	8.49	8.96	8.94	8.72
Prof. Mohd Tahir	SEPM	41	8.71	8.54	8.76	8.51	8.83	8.85	8.8	8.93	9.1	9.1	8.81
Dr.Mrs. Nuzhat Rizvi	FE	41	8.83	8.76	9	8.85	9.05	9.07	8.93	9	9.24	9.34	9.01
Prof. Mohammad Almas Ansari	DP	41	9.34	9.1	9.2	8.95	9.2	9.07	9.12	9.12	9.34	9.27	9.17

Practical Feedback

Name of Faculty	Subject	Out of	Q1	Q2	Q3	Q4	Q5	Q6	Q7	Q8	Q9	Q10	Feedback Average
Prof. Nazish Khan	MP	42	8.95	8.86	8.88	8.38	8.88	8.83	8.9	8.95	8.62	9.07	8.83
Prof.Sadia Patka	MP	43	8.88	8.72	8.81	8.3	8.81	8.7	8.81	8.77	8.63	9.02	8.75
Prof.Mohammad Anwarul Siddique	CN	41	9.15	9.05	9.02	8.95	9.12	9.05	9.02	9.07	9.1	9.27	9.08
Prof. Mohammad Almas Ansari	DP	43	9.16	9.07	9.09	8.91	9.14	8.98	9.05	9.09	9.09	9.3	9.09

Q.1. Subject knowledge; Q.2. Whether syllabus/course outcome fulfilled; Q.3. Communication skill for teaching;
 Q.4. Use of black board with good handwriting / teaching aids; Q.5. Takes feedback from student; Q.6. Sincerity / Commitment of the faculty;
 Q.7. Class control of faculty; Q.8. Whether classes conducted punctually?; Q.9. Whether assignment/Notes (Hand outs) given?; Q.10. Teaching with a good speed

Dr. Syed Mohammad Ali
DR. SYED MOHAMMAD ALI
 Principal
 Anjuman College of Engineering
 Technology, Sadar, Nagpur

Anjuman College of Engineering and Technology

Department of Computer Science and Engineering

Feedback Report (Session:30-03-2019)

UG Sem:8 (A)


Theory Feedback

Name of Faculty	Subject	Out of	Q1	Q2	Q3	Q4	Q5	Q6	Q7	Q8	Q9	Q10	Feedback Average
Prof. Sayeda Kaneez Khatoon	I&CS	25	9.2	9.16	9.04	8.84	9.04	9.28	9.16	9.28	9.24	9.36	9.16
Prof. Imran Ahmad	DOS	27	8	8.04	8.3	7.93	7.96	8.15	8	8.07	8.41	8.15	8.1
Prof. Nazish Khan	AWSN	26	9	8.65	8.77	7.54	7.42	9.04	9.12	8.92	8.42	8.85	8.57
Prof. Abdul Razzaque	PR	28	9.39	9.18	9.21	8.5	8.39	9.43	9.54	9.46	9.32	9.43	9.19
Dr.Syed Rizwan Ahmed	CC	30	9.4	9.07	9.37	8.7	8.57	9.23	9.23	9.3	9.13	9.33	9.13

Practical Feedback

Name of Faculty	Subject	Out of	Q1	Q2	Q3	Q4	Q5	Q6	Q7	Q8	Q9	Q10	Feedback Average
Prof. Sayeda Kaneez Khatoon	ICS	30	9.3	9.03	9.3	9.07	9.07	9.1	9.27	9.4	9	9.5	9.2
Prof. Imran Ahmad	DOS	31	8.45	8.48	8.48	8.42	8.19	8.39	8.29	8.58	8.1	8.58	8.4

Q.1. Subject knowledge; Q.2. Whether syllabus/course outcome fulfilled; Q.3. Communication skill for teaching;
 Q.4. Use of black board with good handwriting / teaching aids; Q.5. Takes feedback from student; Q.6. Sincerity / Commitment of the faculty;
 Q.7. Class control of faculty; Q.8. Whether classes conducted punctually?; Q.9. Whether assignment/Notes (Hand outs) given?; Q.10. Teaching with a good speed.


DR. SYED MOHAMMAD ALI
 Principal
 Anjuman College of Engineering
 Technology, Sialkot

Anjuman College of Engineering and Technology

Department of Computer Science and Engineering

Feedback Report (Session:30-03-2019)

UG Sem:8 (B)


Theory Feedback

Name of Faculty	Subject	Out of	Q1	Q2	Q3	Q4	Q5	Q6	Q7	Q8	Q9	Q10	Feedback Average
Dr.Syed Rizwan Ahmed	CC	19	6.63	6.47	6.63	6.53	6.58	6.58	6.53	6.58	6.63	6.63	6.58
Prof. Itrat Fatema	I&CS	19	9.68	9.58	9.74	9.58	9.68	9.63	9.53	9.68	9.68	9.63	9.64
Prof. Abdul Razzaque	PR	21	9.24	9.14	9.29	9.14	9.24	9.19	9.1	9.24	9.24	9.14	9.2
Dr. Rahila Sheikh	DOS	19	9.79	9.74	9.74	9.58	9.68	9.63	9.58	9.68	9.68	9.68	9.68
Prof. Ritesh G. Shrivastava	AWSN	20	9.8	9.75	9.75	9.7	9.7	9.65	9.6	9.7	9.7	9.7	9.71

Practical Feedback

Name of Faculty	Subject	Out of	Q1	Q2	Q3	Q4	Q5	Q6	Q7	Q8	Q9	Q10	Feedback Average
Dr. Rahila Sheikh	DOS	21	9.81	9.76	9.76	9.71	9.71	9.67	9.62	9.71	9.71	9.71	9.72
Prof. Itrat Fatema	ICS	21	9.81	9.76	9.67	9.71	9.71	9.67	9.62	9.71	9.71	8.76	9.61

Q.1. Subject knowledge; Q.2. Whether syllabus/course outcome fulfilled; Q.3. Communication skill for teaching;
 Q.4. Use of black board with good handwriting / teaching aids; Q.5. Takes feedback from student; Q.6. Sincerity / Commitment of the faculty;
 Q.7. Class control of faculty; Q.8. Whether classes conducted punctually?; Q.9. Whether assignment/Notes (Hand outs) given?; Q.10. Teaching with a good speed.


DR. SYED MOHAMMAD ALI
 Principal
 Anjuman College of Engineering
 & Technology

Anjuman College of Engineering and Technology

Department of Electrical Engineering


Feedback Report (Session:30-03-2019)

UG Sem:4 (A)

Theory Feedback

Name of Faculty	Subject	Out of	Q1	Q2	Q3	Q4	Q5	Q6	Q7	Q8	Q9	Q10	Feedback Average
Mr. Sheikh Mohd. Nawaz	MACHINE-I	47	8.87	8.96	8.72	8.96	8.4	8.7	8.17	9.11	7.81	8.81	8.65
Mrs. Ruhi Uzma Sheikh	EEM	47	7.57	7.55	7.96	8.91	7.74	8.19	7.43	8.09	7.96	7.72	7.91
Mr.Syed Tahir Hussain	CP	61	7.9	8.08	7.46	8.07	7.67	7.89	8.1	8.51	7.77	8.15	7.96
Mrs. Mohsina Anjum	DLEC	62	8.84	8.11	7.95	8.97	8.68	8.31	8.63	8.6	8.42	8.47	8.5
Mrs. Farha Yasmeen	M-IV	46	8.93	8.8	8.7	9.26	8.48	8.74	8.61	8.89	8.96	9.09	8.85
Ms. Nazma Ahmed	ES	45	8.71	8.67	8.6	8.82	8.22	8.67	8.33	8.78	8.67	8.73	8.62
Dr. Ahmed Sajjad Khan	DLEC	45	9.31	9	9.04	9.07	8.62	9.16	8.98	9.2	9.13	9.16	9.07
Dr Tasneem Kausar H .Khan	ES	5	8.6	7	7.8	8.4	7.2	8.8	8.4	8.8	9	7.6	8.16

Q.1. Subject knowledge; Q.2. Whether syllabus/course outcome fulfilled; Q.3. Communication skill for teaching;
Q.4. Use of black board with good handwriting / teaching aids; Q.5. Takes feedback from student; Q.6. Sincerity / Commitment of the faculty;


Dr. SYED MOHAMMAD ALI
Principal
Anjuman College of Engineering and Technology
R. Techno

Anjuman College of Engineering and Technology


Department of Electrical Engineering

Feedback Report (Session:30-03-2019)

UG Sem:6 (A)

Theory Feedback

Name of Faculty	Subject	Out of	Q1	Q2	Q3	Q4	Q5	Q6	Q7	Q8	Q9	Q10	Feedback Average
Mrs. Archana Shirbhate	CS-I	64	9.3	8.58	9	9.72	8.55	8.91	9.2	8.27	8.92	9.03	8.95
Mrs. Yasmin Ansari	PSP	71	8.8	8.45	8.65	8.39	8.48	8.56	8.9	8.55	9.15	8.45	8.64
Mrs. Nawaz Khan	EEIM	60	9.23	8.82	9.08	9.22	8.77	9.03	9.37	8.83	9.15	9.12	9.06
Mrs. Nahid Khan	EDC	59	9.1	8.44	8.97	9.17	8.86	9.08	8.88	8.83	8.98	9.05	8.94
Dr . Sayyad Naimuddin	PE	67	8.85	8.22	8.49	8.84	8.43	8.61	8.94	8.6	8.54	8.69	8.62
Dr.Mrs. Nuzhat Rizvi	FE	14	9.07	9.07	9.43	8.71	8.71	9.43	9.21	9.43	9.36	9.43	9.19


Dr. SYED MOHAMMAD ALI
Principal
Anjuman College of Engineering
& Technology

Q.1. Subject knowledge; Q.2. Whether syllabus/course outcome fulfilled; Q.3. Communication skill for teaching;
Q.4. Use of black board with good handwriting / teaching aids; Q.5. Takes feedback from student; Q.6. Sincerity / Commitment of the faculty;

Anjuman College of Engineering and Technology


Department of Electrical Engineering

Feedback Report (Session:30-03-2019)

UG Sem:8 (A)

Theory Feedback

Name of Faculty	Subject	Out of	Q1	Q2	Q3	Q4	Q5	Q6	Q7	Q8	Q9	Q10	Feedback Average
Mrs. Ruhi Uzma Sheikh	EHV	41	7.12	6.83	6.71	6.68	6.93	6.8	6.78	6.61	6.95	6.88	6.83
Mr. Pramod Gadge	SGP	41	8.46	7.88	8.37	7.9	8	8.17	8.15	8.22	8.07	8.2	8.14
Mrs. Archana Shirbhate	CAPS	42	8.48	8.31	8.55	8.52	8.29	8.48	8.38	8.4	8.62	8.48	8.45
Mr. Ishraque Ahmad	PSBD	44	8.18	8.16	8.34	8.2	8.11	7.93	8	8.14	8.57	8.32	8.2


Dr. SYED MOHAMMAD ALI
Principal
Anjuman College of Engineering and Technology

Q.1. Subject knowledge; Q.2. Whether syllabus/course outcome fulfilled; Q.3. Communication skill for teaching;
Q.4. Use of black board with good handwriting / teaching aids; Q.5. Takes feedback from student; Q.6. Sincerity / Commitment of the faculty;

Anjuman College of Engineering and Technology
Department of Electronics and Telecommunication Engineering
 Feedback Report (Session:30-03-2019)
 UG Sem:4 (A)

Theory Feedback

Name of Faculty	Subject	Out of	Q1	Q2	Q3	Q4	Q5	Q6	Q7	Q8	Q9	Q10	Feedback Average
Mr. Syed Irfan Ali	EMF	61	8.93	8.25	8.49	8.67	8.46	8.7	8.33	8.46	8.77	8.51	8.56
Mrs. Shabnam Rukhsar	PDM	58	9.14	9	9.07	9.17	8.98	9.34	8.9	9.1	9.24	9.19	9.11
Dr. Yusuf Quazi	M4	56	9.34	8.93	8.95	9.16	8.88	9.2	9.07	9.02	9.05	9.18	9.08
Mr. Khwaja Ramizuddin	SS	57	8.82	8.28	8.61	8.75	8.4	8.82	8.77	8.61	9.05	8.7	8.68
Mr. Mohammad Nasiruddin	DCFM	56	9.59	9.38	9.45	9.48	9.23	9.54	9.54	9.36	9.62	9.52	9.47
Ms. Nazma Ahmed	EVS	57	9.16	9.02	8.82	9.04	8.7	9.04	8.74	8.4	9.16	8.98	8.91

Practical Feedback

Name of Faculty	Subject	Out of	Q1	Q2	Q3	Q4	Q5	Q6	Q7	Q8	Q9	Q10	Feedback Average
Mr. Syed Irfan Ali	SWS	58	9.31	8.67	8.76	9.07	8.78	9.02	8.55	8.91	8.95	8.69	8.87
Mr. Mohammad Amin Sultan	DCFM	56	9.23	9.21	9.02	9.07	8.93	9.27	9.3	9.02	9.39	9.34	9.18
Mr. Tafhīm Khan	SWS	56	9.25	8.96	9	9.02	8.88	9.16	9.02	8.89	9.2	9.18	9.06
Mr. Mohammad Nasiruddin	DCFM	57	9.25	9.07	9.07	9.09	8.95	9.18	9.26	9.19	9.28	9.33	9.17
Mrs. Shabnam Rukhsar	PDM	57	9.14	9.02	9.05	9.11	8.95	9.16	9.35	9.3	9.3	9.35	9.17

DR. SYED MOHAMMAD ALI
 (Signature)

Q.1. Subject knowledge; Q.2. Whether syllabus/course outcome fulfilled; Q.3. Communication skill for teaching;
 Q.4. Use of black board with good handwriting / teaching aids; Q.5. Takes feedback from student; Q.6. Sincerity / Commitment of the faculty;
 Q.7. Class control of faculty; Q.8. Whether classes conducted punctually?; Q.9. Whether assignment/Notes (Hand outs) given?; Q.10. Teaching with a good speed.

Anjuman College of Engineering and Technology
Department of Electronics and Telecommunication Engineering
 Feedback Report (Session:30-03-2019)
 UG Sem:6 (A)


Theory Feedback

Name of Faculty	Subject	Out of	Q1	Q2	Q3	Q4	Q5	Q6	Q7	Q8	Q9	Q10	Feedback Average
Dr. Syed Mohammad Ali	DSP	68	9.19	8.87	9.13	8.93	8.78	9.04	9.04	8.81	8.78	8.99	8.96
Mr. Akil Ahmad	CSE	68	9.46	9.01	9.38	9.41	8.97	9.28	9.29	9.09	9.13	9.38	9.24
Mr. Syed Rizwan Ali	DCOM	62	8.34	7.84	8.05	8.02	8.03	8	7.85	8.08	8.19	8.52	8.09
Mr. Akbar Nagani	TSS	62	9.13	8.71	8.94	8.9	8.82	8.87	8.92	8.76	8.77	8.9	8.87
A.M.Sheikh	FE	62	9.13	8.73	8.97	8.63	8.63	8.87	8.92	8.84	8.5	8.98	8.82

Practical Feedback

Name of Faculty	Subject	Out of	Q1	Q2	Q3	Q4	Q5	Q6	Q7	Q8	Q9	Q10	Feedback Average
Dr. Syed Mohammad Ali	DSP	65	9.35	8.89	9.29	9.22	9	9.11	9.12	8.88	9	9.26	9.11
Mr. Syed Rizwan Ali	DCOM	62	8.32	7.82	8.05	8.13	8.26	8.21	7.92	8.11	8.11	8.42	8.14
Mr. Tariquzzaman	DSP	62	9.06	8.71	8.89	8.87	8.76	8.81	8.84	8.74	8.74	8.85	8.83
Mr. Firoz Ahmed Siddiqui	EWP	62	9.05	8.63	8.92	8.65	8.69	8.73	8.81	8.74	8.65	8.74	8.76
Mr. Waseem Maroofi	EWP	63	9.13	8.83	9.06	8.62	8.84	8.89	8.95	8.9	8.67	9.03	8.89
Mr. Syed Irfan Ali	DSP	64	9.17	8.84	9.09	8.77	8.86	8.92	8.98	8.91	8.73	9.03	8.93

Dr. SYED MOHAMMAD ALI



Q.1. Subject knowledge; Q.2. Whether syllabus/course outcome fulfilled; Q.3. Communication skill for teaching;
 Q.4. Use of black board with good handwriting / teaching aids; Q.5. Takes feedback from student; Q.6. Sincerity / Commitment of the faculty;
 Q.7. Class control of faculty; Q.8. Whether classes conducted punctually? Q.9. Whether assignment/Notes (Hand outs) given? Q.10. Teaching with a good speed.

Anjuman College of Engineering and Technology
Department of Electronics and Telecommunication Engineering
 Feedback Report (Session:30-03-2019)


UG Sem:8 (A)

Theory Feedback

Name of Faculty	Subject	Out of	Q1	Q2	Q3	Q4	Q5	Q6	Q7	Q8	Q9	Q10	Feedback Average
Mr. Syed Akbar Ali	MW&RE	29	8.79	8.93	8.66	8.97	8.83	8.69	8.59	8.66	8.97	8.97	8.8
Mr. Tirupati Goskula	CCN	29	8.76	8.86	9	8.86	8.62	8.76	8.59	8.52	8.86	9.1	8.79
Mr. Sanjay Ganar	WMC	29	8.69	8.79	8.86	8.9	8.72	8.79	8.48	8.79	8.93	9	8.8
Mr. Taffhim Khan	DIP	30	9.1	8.93	9.3	9.23	9.03	9.07	8.8	9.13	9.17	9.33	9.11
Mr. Waseem Maroofi	SC	30	9.07	8.8	9.03	9.07	9	9.1	8.77	9.03	9	9.37	9.02

Practical Feedback

Name of Faculty	Subject	Out of	Q1	Q2	Q3	Q4	Q5	Q6	Q7	Q8	Q9	Q10	Feedback Average
Mr. Syed Akbar Ali	MW&RE	34	8.76	8.65	8.41	8.65	7.53	8	7.44	7.85	8.24	8.59	8.21
Mr. Tirupati Goskula	CCN	29	8.76	8.86	9	8.86	8.62	8.76	8.59	8.52	8.86	9.07	8.79


Dr. SYED MOHAMMAD ALI
 Principal
 Anjuman College of Engineering and Technology

Q.1. Subject knowledge; Q.2. Whether syllabus/course outcome fulfilled; Q.3. Communication skill for teaching;
 Q.4. Use of black board with good handwriting / teaching aids; Q.5. Takes feedback from student; Q.6. Sincerity / Commitment of the faculty;
 Q.7. Class control of faculty; Q.8. Whether classes conducted punctually?; Q.9. Whether assignment/Notes (Hand outs) given?; Q.10. Teaching with a good style
 1/1

Anjuman College of Engineering and Technology
Department of Electronics and Telecommunication Engineering
 Feedback Report (Session:30-03-2019)


UG Sem:8 (B)

Theory Feedback

Name of Faculty	Subject	Out of	Q1	Q2	Q3	Q4	Q5	Q6	Q7	Q8	Q9	Q10	Feedback Average
Mr. M. Tahseenul Hasan	CCN	17	8.29	7.65	8.41	8.12	7.06	7.18	8.12	7.47	7.24	7.71	7.72
Mrs. Ruhina Quazi	DIP	17	8.65	8.29	8.47	8.59	8.29	8.71	9	8.29	8.94	8.65	8.59
Mr. Firoz Ahmed Siddiqui	SC	19	7.79	7.05	7.47	8.05	7.11	7.58	7.89	6.47	7.53	7.37	7.43
Mr. Tariquzzaman	MW&RE	17	7.94	7.35	7.76	8.18	7.35	7.59	8	7.41	7.53	7.53	7.66
Mr. Sanjay Ganar	WMC	17	6.88	6.06	6.12	6.65	5.94	6.18	6	6.41	6.24	6.41	6.29

Practical Feedback

Name of Faculty	Subject	Out of	Q1	Q2	Q3	Q4	Q5	Q6	Q7	Q8	Q9	Q10	Feedback Average
Mr. Tariquzzaman	MW&RE	17	8	7.35	7.82	8.29	7.41	7.82	8.06	7.41	7.53	7.59	7.73
Mr. M. Tahseenul Hasan	CCN	18	8.28	7.33	8.06	7.89	7.61	7.94	8.22	7	7.5	7.83	7.77


Dr. SYED MOHAMMAD ALI
 Principal
 Anjuman College of Engineering and Technology

Q.1. Subject knowledge; Q.2. Whether syllabus/course outcome fulfilled; Q.3. Communication skill for teaching;
 Q.4. Use of black board with good handwriting / teaching aids; Q.5. Takes feedback from student; Q.6. Sincerity / Commitment of the faculty;
 Q.7. Class control of faculty; Q.8. Whether classes conducted punctually?; Q.9. Whether assignment/Notes (Hand outs) given?; Q.10. Teaching with a good sense of direction

Anjuman College of Engineering and Technology

Department of Mechanical Engineering

Feedback Report (Session:30-03-2019)

UG Sem:4 (A)

Theory Feedback

Name of Faculty	Subject	Out of	Q1	Q2	Q3	Q4	Q5	Q6	Q7	Q8	Q9	Q10	Feedback Average
Mr. Syed Mohiuddin Nizamuddin	MOM	27	9.26	9.04	8.7	9.04	8.78	9.04	9.04	8.67	9.11	9.04	8.97
Sajid Hameed Siddiqui	ETD	27	9.63	9.3	9.37	9.26	8.96	9.22	9.26	9.19	9.3	9.3	9.28
Ms. Samina Anjum	M-4	27	9.15	8.89	8.19	8.41	8.56	8.7	8.63	8.59	8.93	8	8.6
Ms. Nazma Ahmed	EVS	27	8.59	8.41	8.3	8.22	8.44	8.52	8.59	8.48	8.78	8.63	8.5
Mr. Bilal Abdullah Baig	MP	29	9.41	9.24	9.21	9.14	9.17	9.28	9.17	9.28	9.24	9.24	9.24
Dr. Mrs. Tanuja Vaidya	HM	32	7.72	7.81	7.84	7.62	7.53	7.75	7.59	7.59	7.62	7.47	7.66

Practical Feedback

Name of Faculty	Subject	Out of	Q1	Q2	Q3	Q4	Q5	Q6	Q7	Q8	Q9	Q10	Feedback Average
Mr. Amir Jamil Khan	MP	26	8.92	8.62	8.69	8.65	8.62	8.73	8.73	8.73	8.73	8.69	8.71
Mr. Syed Mohiuddin Nizamuddin	MOM	26	9.27	8.88	8.92	8.42	8.5	8.62	8.96	8.73	8.62	8.92	8.78
Dr. Kiriti .Kumar Khandelwal	HM	26	8.62	8.5	8.54	8.54	8.46	8.42	8.54	8.62	8.46	8.5	8.52


Dr. SYED MOHAMMAD ALI
Principal

Q.1. Subject knowledge; Q.2. Whether syllabus/course outcome fulfilled; Q.3. Communication skill for teaching;
Q.4. Use of black board with good handwriting / teaching aids; Q.5. Takes feedback from student; Q.6. Sincerity / Commitment of the faculty;
Q.7. Class control of faculty; Q.8. Whether classes conducted punctually?; Q.9. Whether assignment/Notes (Hand outs) given?; Q.10. Teaching with a good speed.

Anjuman College of Engineering and Technology

Department of Mechanical Engineering

Feedback Report (Session:30-03-2019)

UG Sem:4 (B)

Theory Feedback

Name of Faculty	Subject	Out of	Q1	Q2	Q3	Q4	Q5	Q6	Q7	Q8	Q9	Q10	Feedback Average
Sajid Hameed Siddiqui	HM	30	9.83	8.9	9.83	9.8	9.27	9.43	9.37	9.17	9.5	9	9.41
Mr Sajid Ahmed	MOM	28	9.93	9.79	9.96	9.96	9.68	9.71	9.82	9.82	9.89	9.89	9.85
Mr.Mohammad Junaid	M-4	29	9.48	9.24	9.52	9.52	9.14	9.41	9.38	9.31	9.41	9.41	9.38
Ms. Nazma Ahmed	EVS	29	9.14	8.83	9.03	8.86	8.62	9.21	9.14	9.38	9.21	9.07	9.05
Mr. Nafees Pervez H. Khan	ETD	29	9.79	9.79	9.72	9.55	9.59	9.69	9.69	9.9	9.72	9.83	9.73
Dr. Sajid Anwar	M-4	28	9.5	9.11	9.29	9.29	8.86	9.39	9.07	9.29	9.25	9.32	9.24
Mr. Md Naushad Alam	MP	28	7.07	6.96	7.21	7.39	7.11	7.54	6.96	7.25	7.79	7	7.23

Practical Feedback

Name of Faculty	Subject	Out of	Q1	Q2	Q3	Q4	Q5	Q6	Q7	Q8	Q9	Q10	Feedback Average
Mr. Mohammad Aasim	MP	28	8.93	8.68	8.82	8.43	8.43	8.79	8.86	9.04	9.07	8.96	8.8
Mr. Mohammad Zubair Mohammad Rafique	MOM	28	8.71	8.75	8.25	8.07	7.93	8.43	8.39	8.71	8.57	8.36	8.42
Mr.Pramod N.Wadaskar	HM	30	8.63	8.7	8.33	7.5	7.5	8.4	8.77	8.8	8.57	8.87	8.41

Dr. SYED MOHAMMAD ALI
Principal

Q.1. Subject knowledge; Q.2. Whether syllabus/course outcome fulfilled; Q.3. Communication skill for teaching;
Q.4. Use of black board with good handwriting / teaching aids; Q.5. Takes feedback from student; Q.6. Sincerity / Commitment of the faculty;
Q.7. Class control of faculty; Q.8. Whether classes conducted punctually?; Q.9. Whether assignment/Notes (Hand outs) given?; Q.10. Teaching with a good speed.

Anjuman College of Engineering and Technology

Department of Mechanical Engineering

Feedback Report (Session:30-03-2019)

UG Sem:6 (A)


Theory Feedback

Name of Faculty	Subject	Out of	Q1	Q2	Q3	Q4	Q5	Q6	Q7	Q8	Q9	Q10	Feedback Average
Mr. Hakimuddin .A. Hussain	DOM	33	9.36	9.24	8.76	9.42	8.18	9	8.76	9.42	8.58	8.76	8.95
Mr. Huzaifa A. Fidvi	OR	33	9.3	9.15	8.85	9.27	9.03	9.21	8.85	9.48	8.82	9.21	9.12
Mr. Mohammad Aasim	EC-I	33	8.97	8.94	8.82	9.18	8.94	9.18	8.33	9.3	9.03	8.82	8.95
Mr. Atul .P. Ganorkar	CSE	35	7.91	7.49	6.63	7.4	7.06	7.74	6.29	8.2	7.57	7.2	7.35
Mr. Abdul Sajid Quazi	FE	33	9.03	8.55	8.73	8.03	8	8.55	7.88	8.76	8.45	8.33	8.43
Mr. Mohammad Amin Sultan	MT	33	9.18	8.94	9.21	8.97	9.09	9.18	9.12	8.94	9	8.97	9.06

Practical Feedback

Name of Faculty	Subject	Out of	Q1	Q2	Q3	Q4	Q5	Q6	Q7	Q8	Q9	Q10	Feedback Average
Mr. Mohammad Amin Sultan	MT	33	9.33	9	9.36	9.09	9.09	9.24	9.12	9.06	9	9	9.13
Prof. Ritesh G. Shrivastava	CA II	33	9.21	9	9.03	8.64	8.33	9	8.48	9.18	8.27	8.76	8.79
Prof. Mohd Tahir	CA II	36	9.22	9.11	9.11	8.78	8.42	9	8.64	9.14	8.33	8.94	8.87

Q.1. Subject knowledge; Q.2. Whether syllabus/course outcome fulfilled; Q.3. Communication skill for teaching;
 Q.4. Use of black board with good handwriting / teaching aids; Q.5. Takes feedback from student; Q.6. Sincerity / Commitment of the faculty;
 Q.7. Class control of faculty; Q.8. Whether classes conducted punctually?; Q.9. Whether assignment/Notes (Hand outs) given?; Q.10. Teaching with a good speed.

Dr.  MOHAMMAD ALI
 Principal
 Anjuman College of Engineering
 & Technology, Sadar, 1/1

Anjuman College of Engineering and Technology

Department of Mechanical Engineering

Feedback Report (Session:30-03-2019)

UG Sem:6 (B)

Theory Feedback

Name of Faculty	Subject	Out of	Q1	Q2	Q3	Q4	Q5	Q6	Q7	Q8	Q9	Q10	Feedback Average
Dr. Kiriti .Kumar Khandelwal	CSE	65	7.05	6.92	7.03	7.09	6.6	7.4	6.8	7.48	7.51	6.98	7.09
Mr. Hakimuddin .A. Hussain	OR	63	9.81	9.67	9.49	9.56	9.48	9.54	9.59	9.62	9.6	9.6	9.6
Mr. Mohd . Shakebuddin	DOM	63	9.32	8.73	8.92	9.06	8.67	8.76	9.24	8.67	8.73	8.79	8.89
Mr. Abdul Sajid Quazi	FE	62	8.73	8.44	8.52	8.27	8.16	8.68	8.56	8.45	8.42	8.35	8.46
Mr. Muzaffar Khan	MT	64	9.38	8.83	8.98	8.91	8.84	9.02	8.7	8.94	8.8	8.61	8.9
Mr. Nafees Pervez H. Khan	EC-I	64	9.77	9.55	9.44	9.12	9.33	9.55	9.41	9.5	9.61	9.52	9.48

Practical Feedback

Name of Faculty	Subject	Out of	Q1	Q2	Q3	Q4	Q5	Q6	Q7	Q8	Q9	Q10	Feedback Average
Mr. Muzaffar Khan	MT	65	9.38	9.05	9.05	9	8.92	9.09	8.89	8.97	9.08	8.88	9.03
Mr. Amir Jamil Khan	DOM	62	8.94	8.76	8.6	8.42	8.5	8.85	8.61	8.79	8.73	8.82	8.7
Prof. Ritesh G. Shrivastava	CA II	63	9.11	8.89	8.68	8.63	8.48	8.78	8.78	8.83	8.75	8.86	8.78
Prof. Mohd Tahir	CA II	69	9.03	8.86	8.65	8.49	8.59	8.59	8.64	8.8	8.7	8.81	8.72

Q.1. Subject knowledge; Q.2. Whether syllabus/course outcome fulfilled; Q.3. Communication skill for teaching;
 Q.4. Use of black board with good handwriting / teaching aids; Q.5. Takes feedback from student; Q.6. Sincerity / Commitment of the faculty;
 Q.7. Class control of faculty; Q.8. Whether classes conducted punctually?; Q.9. Whether assignment/Notes (Hand outs) given?; Q.10. Teaching with a good speed

DR. SYED MOHAMMAD ALI
 Principal
 Anjuman College of Engineering
 & Technology, Sadar, 1/1

Anjuman College of Engineering and Technology


Department of Mechanical Engineering

Feedback Report (Session:30-03-2019)

UG Sem:8 (A)

Theory Feedback

Name of Faculty	Subject	Out of	Q1	Q2	Q3	Q4	Q5	Q6	Q7	Q8	Q9	Q10	Feedback Average
Dr. Akash .M. Langde	RAC	18	4.67	3.39	3.89	4.83	5.11	4.89	5.61	4.06	4.22	3.72	4.44
Mr. Khawaja Izhar Ahmad	AIP	18	9.44	8.78	8.72	8.22	9.22	9.22	9.11	9.11	8.39	8.56	8.88
Mr. Mohammad Nematullah Nasim	EC-III	17	9.12	7.94	7.71	7.47	7.94	8.06	8.29	7.71	7.53	7.94	7.97
Mr.Pramod N.Wadaskar	AICE	20	7.5	7.1	5.95	5.35	5.5	6.9	7.75	7.25	5.85	6.85	6.6
Mr Shyamal Chakraborty	IM	17	7.53	6.76	6.59	6	6.94	7.76	5.76	6.94	6.65	7.06	6.8


Dr. SYED MOHAMMAD ALI
Principal
Anjuman College of Engineering
& Technology, Sadar, Mumbai

Q.1. Subject knowledge; Q.2. Whether syllabus/course outcome fulfilled; Q.3. Communication skill for teaching;
Q.4. Use of black board with good handwriting / teaching aids; Q.5. Takes feedback from student; Q.6. Sincerity / Commitment of the faculty;
Q.7. Class control of faculty; Q.8. Whether classes conducted punctually?; Q.9. Whether assignment/Notes (Hand outs) given?; Q.10. Teaching with a good speed.

Anjuman College of Engineering and Technology


Department of Mechanical Engineering

Feedback Report (Session:30-03-2019)

UG Sem:8 (B)

Theory Feedback

Name of Faculty	Subject	Out of	Q1	Q2	Q3	Q4	Q5	Q6	Q7	Q8	Q9	Q10	Feedback Average
Dr. M. Sohail Pervez	MTD	16	9.31	8.81	9.19	9	9	8.56	9.38	8.38	8.38	8.62	8.86
Mr. Huzaifa A. Fidvi	AIP	16	8.88	8.56	8.88	8.56	8.62	8.5	9.12	8.94	8.44	8.62	8.71
Mr. Mohammad Zubair Mohammad Rafique	IM	16	7.31	7.19	7.5	7.69	7.81	7.69	6.81	7.94	7.94	7.81	7.57
Mr. Ravindra .N. Dehankar	FEM	16	9	8.62	8.19	8.75	8.62	8.44	8.94	8.94	8.56	8.88	8.69
Mrs. Namrata . V. Lotia	EC-III	17	8.76	8.47	8.71	8.71	8.53	8.35	8.65	8.41	8.76	8.47	8.58


Dr. SYED MOHAMMAD ALI
Principal
Anjuman College of Engineering
& Technology, Gadar

Q.1. Subject knowledge; Q.2. Whether syllabus/course outcome fulfilled; Q.3. Communication skill for teaching;
Q.4. Use of black board with good handwriting / teaching aids; Q.5. Takes feedback from student; Q.6. Sincerity / Commitment of the faculty;
Q.7. Class control of faculty; Q.8. Whether classes conducted punctually?; Q.9. Whether assignment/Notes (Hand outs) given?; Q.10. Teaching with a good speed.

Anjuman College of Engineering and Technology

Department of Science and Humanities

Feedback Report (Session:30-03-2019)

UG Sem:2 (A)

Theory Feedback

Name of Faculty	Subject	Out of	Q1	Q2	Q3	Q4	Q5	Q6	Q7	Q8	Q9	Q10	Feedback Average
Mr. Zamir Khan	AP	2	8.5	5	8.5	8.5	5	5	9	5	5	7	6.65
Dr Tasneem Kausar H .Khan	M.C	52	9.87	9.62	9.46	9.67	9.38	9.54	9.29	9.04	9.46	9.71	9.5
Mr. Shahzad Ahmad	EG-II	49	9.61	9.18	8.92	9.41	8.86	9.04	8.63	8.63	9.35	9.22	9.09
Dr. Idris Ahmed	EM	49	9.82	9.65	9.51	9.65	9.31	9.55	9.35	9.43	9.59	9.51	9.54
Shahid Ansari	AEE	50	9.94	9.74	9.6	9.76	9.54	9.7	9.58	9.64	9.72	9.68	9.69
Ms. Asia Ansari	M-2	51	9.84	9.67	9.55	9.76	9.53	9.69	9.49	9.65	9.75	9.63	9.65
Dr. Ms. Leena Gahane	AP	53	9.19	9.28	8.75	9.4	8.98	9.17	8.83	9.3	9.51	9.06	9.15
MRS. NAJAMMUNNISA KHAN	ES	53	9.45	9.36	9.19	9.19	9.11	9.26	9.32	9.32	9.38	9.32	9.29

Dr. SYED MOHAMMAD ALI
Principal

Anjuman College of Engineering
& Technology, Sadar, 1/2


Q.1. Subject knowledge; Q.2. Whether syllabus/course outcome fulfilled; Q.3. Communication skill for teaching;

Q.4. Use of black board with good handwriting / teaching aids; Q.5. Takes feedback from student; Q.6. Sincerity / Commitment of the faculty;

Q.7. Class control of faculty; Q.8. Whether classes conducted punctually?; Q.9. Whether assignment/Notes (Hand outs) given?; Q.10. Teaching with a good speed

Practical Feedback

Name of Faculty	Subject	Out of	Q1	Q2	Q3	Q4	Q5	Q6	Q7	Q8	Q9	Q10	Feedback Average
Mr. Zamir Khan	AP	2	8	6.5	7	9	5	5	5	7	5	7.5	6.5
Dr Tasneem Kausar H .Khan	M.C	56	9.52	9.29	9.11	9.32	9.02	9.18	8.55	8.7	8.8	9.34	9.08
Mr. Shahzad Ahmad	EG-II	53	9.64	9.47	9.3	9.49	9.28	9.45	9.21	9.47	9.64	9.17	9.41
Dr. Ms. Leena Gahane	AP	51	9.22	9.25	8.75	9.39	9	9.14	8.94	9.31	9.37	9.16	9.15
Mr.Pramod N.Wadaskar	W/S	50	9.2	9.04	8.84	8.88	8.86	9.02	8.98	9.06	9.14	9.06	9.01
Mr. Asim Ejaz Sheikh	EM	56	9.61	9.5	9.34	9.39	9.34	9.45	9.41	9.45	9.5	9.45	9.44


Dr. SYED MOHAMMAD ALI
 Principal
 Anjuman College of Engineering
 & Technology, Sadiq, Haryana

Q.1. Subject knowledge; Q.2. Whether syllabus/course outcome fulfilled; Q.3. Communication skill for teaching;
 Q.4. Use of black board with good handwriting / teaching aids; Q.5. Takes feedback from student; Q.6. Sincerity / Commitment of the faculty;
 Q.7. Class control of faculty; Q.8. Whether classes conducted punctually?; Q.9. Whether assignment/Notes (Hand outs) given?; Q.10. Teaching with a good speed.

Anjuman College of Engineering and Technology

Department of Science and Humanities

Feedback Report (Session:30-03-2019)

UG Sem:2 (B)

Theory Feedback


Name of Faculty	Subject	Out of	Q1	Q2	Q3	Q4	Q5	Q6	Q7	Q8	Q9	Q10	Feedback Average
Shahid Ansari	AEE	46	9.54	9.52	9.33	9.57	9.5	9.39	8.85	9.17	9.39	9.78	9.4
Mr.Mohammad Junaid	M-2	46	9.76	9.78	9.5	9.89	9.67	9.74	9.35	9.63	9.85	9.89	9.71
Dr. Shahbaz Khan	M.C	42	9.62	9.48	9.14	9.69	9.26	9.45	9.05	9.29	9.71	9.48	9.42
Mr. Mohammad Atif	EM	44	9.75	9.82	9.59	9.89	9.77	9.82	9.55	9.61	9.82	9.84	9.75
Mr. Syed Mohiuddin Nizamuddin	EG-II	38	9.79	9.87	9.55	9.87	9.79	9.84	9.5	9.66	9.84	9.84	9.76
Mr. Azafar Ahsan	AP	41	9.8	9.83	9.59	9.88	9.83	9.88	9.54	9.95	9.85	9.85	9.8
MRS. NAJAMMUNNISA KHAN	ES	41	9.71	9.83	9.32	9.78	9.56	9.76	9.41	9.95	9.83	9.85	9.7

Q.1. Subject knowledge; Q.2. Whether syllabus/course outcome fulfilled; Q.3. Communication skill for teaching;
Q.4. Use of black board with good handwriting / teaching aids; Q.5. Takes feedback from student; Q.6. Sincerity / Commitment of the faculty;
Q.7. Class control of faculty; Q.8. Whether classes conducted punctually?; Q.9. Whether assignment/Notes (Hand outs) given?; Q.10. Teaching with a good speed

Dr. SYED MOHAMMAD ALI
Principal
Anjuman College of Engineering & Technology, Sadar

Practical Feedback

Name of Faculty	Subject	Out of	Q1	Q2	Q3	Q4	Q5	Q6	Q7	Q8	Q9	Q10	Feedback Average
Dr. Shahbaz Khan	M.C	40	9.62	9.72	9.28	9.72	9.52	9.57	9.2	9.48	9.75	9.68	9.56
Mr. Atul .P. Ganorkar	W/S	40	9.65	9.75	9.5	9.72	9.55	9.65	9.35	9.5	9.75	9.75	9.62
Mr. Mohammad Atif	EM	38	9.84	9.89	9.61	9.87	9.82	9.87	9.53	9.66	9.89	9.87	9.78
Mr. Syed Mohiuddin Nizamuddin	EG-II	38	9.79	9.87	9.55	9.84	9.79	9.84	9.5	9.66	9.84	9.84	9.75
Mr. Azafar Ahsan	AP	40	9.8	9.82	9.43	9.88	9.82	9.88	9.52	9.7	9.85	9.85	9.75


Dr. SYED MOHAMMAD ALI
 Principal
 Anjuman College of Engineering
 & Technology, Sadar, Nagpur

Q.1. Subject knowledge; Q.2. Whether syllabus/course outcome fulfilled; Q.3. Communication skill for teaching;
 Q.4. Use of black board with good handwriting / teaching aids; Q.5. Takes feedback from student; Q.6. Sincerity / Commitment of the faculty;
 Q.7. Class control of faculty; Q.8. Whether classes conducted punctually?; Q.9. Whether assignment/Notes (Hand outs) given?; Q.10. Teaching with a good speed.

Anjuman College of Engineering and Technology

Department of Science and Humanities

Feedback Report (Session:30-03-2019)

UG Sem:2 (C)

Theory Feedback


Name of Faculty	Subject	Out of	Q1	Q2	Q3	Q4	Q5	Q6	Q7	Q8	Q9	Q10	Feedback Average
Shahid Ansari	AEE	44	9.05	8.95	8.82	8.75	8.5	8.91	8.43	8.75	9.14	8.36	8.77
Mrs. Farha Yasmeen	M-2	43	8.88	8.7	8.67	8.88	8.33	8.7	8.44	8.6	8.86	8.74	8.68
Dr. Mohd Tanviroddin Quazi	AP	43	8.23	8.16	7.88	7.88	7.42	8.07	7.58	8.23	8.3	7.7	7.95
Ms. Nazma Ahmed	M.C	42	7.95	8.33	7.71	8.33	8.19	8.24	7.57	8.29	8.24	7.74	8.06
Mr. Asim Ejaz Sheikh	EM	40	9.52	9.55	9.45	9.52	9.43	9.48	9.2	9.45	9.57	9.48	9.46
Mr. Bilal Abdullah Baig	EG-II	40	9.57	9.57	9.3	9.6	9.18	9.4	9.2	9.32	9.52	9.4	9.41
MRS. NAJAMMUNNISA KHAN	ES	43	9.19	9.14	9.09	9.09	9.12	9.19	8.93	9.16	9.33	9.12	9.13

Q.1. Subject knowledge; Q.2. Whether syllabus/course outcome fulfilled; Q.3. Communication skill for teaching;
 Q.4. Use of black board with good handwriting / teaching aids; Q.5. Takes feedback from student; Q.6. Sincerity / Commitment of the faculty;
 Q.7. Class control of faculty; Q.8. Whether classes conducted punctually?; Q.9. Whether assignment/Notes (Hand outs) given?; Q.10. Teaching with a good speed

Dr. SYED MOHAMMAD ALI
 Principal
 Anjuman College of Engineering
 & Technology, Sadar, Faisalabad

Practical Feedback

Name of Faculty	Subject	Out of	Q1	Q2	Q3	Q4	Q5	Q6	Q7	Q8	Q9	Q10	Feedback Average
Dr. Mohd Tanviroddin Quazi	AP	42	8.21	8.14	7.86	7.86	7.55	8.07	7.52	8.24	8.38	7.83	7.97
Ms. Nazma Ahmed	M.C	42	8.02	8.38	7.81	8.4	8.24	8.31	7.64	8.33	8.31	8	8.15
Mr. Asim Ejaz Sheikh	EM	40	9.52	9.52	9.45	9.52	9.43	9.48	9.18	9.45	9.57	9.48	9.46
Mr. Bilal Abdullah Baig	EG-II	41	9.59	9.59	9.29	9.61	9.17	9.41	9.2	9.29	9.54	9.41	9.41
Dr. Mrs. Tanuja Vaidya	W/S	40	9.25	9.25	9.22	9.25	9.18	9.2	8.98	9.12	9.28	9.1	9.18


Dr. SYED MOHAMMAD ALI
 Principal
 Anjuman College of Engineering
 & Technology, Sadar, Nagpur.

Q.1. Subject knowledge; Q.2. Whether syllabus/course outcome fulfilled; Q.3. Communication skill for teaching;
 Q.4. Use of black board with good handwriting / teaching aids; Q.5. Takes feedback from student; Q.6. Sincerity / Commitment of the faculty;
 Q.7. Class control of faculty; Q.8. Whether classes conducted punctually?; Q.9. Whether assignment/Notes (Hand outs) given?; Q.10. Teaching with a good speed.

Anjuman College of Engineering and Technology

Department of Science and Humanities


Feedback Report (Session:30-03-2019)

UG Sem:2 (D)

Theory Feedback


Name of Faculty	Subject	Out of	Q1	Q2	Q3	Q4	Q5	Q6	Q7	Q8	Q9	Q10	Feedback Average
Mrs. Farha Yasmeen	M-2	49	9.2	9.69	9.59	9.47	9.59	9.55	9.33	9.47	9.76	9.71	9.54
RAVINDRA PALIWAL	EG-II	48	9.42	9.73	9.69	9.58	9.5	9.54	9.27	9.58	9.73	9.65	9.57
Mr. Zamir Khan	EP	46	9.43	9.65	9.63	9.57	9.54	9.61	9.41	9.65	9.7	9.65	9.58
Ms. Najma Ansari	AEE	53	9.49	9.75	9.66	9.72	9.68	9.72	9.62	9.7	9.81	9.79	9.69
Mr. Sujin S. George	EM	46	9.43	9.83	9.59	9.85	9.54	9.59	9.35	9.8	9.85	9.8	9.66
Dr.Nitu Gupta	M.C	46	8.57	9	8.85	8.78	8.96	9	8.72	8.85	9.07	8.83	8.86
MRS. NAJAMMUNNISA KHAN	ES	47	9.04	9.4	9.3	9.13	9.17	9.6	9.23	9.53	9.66	9.53	9.36

Q.1. Subject knowledge; Q.2. Whether syllabus/course outcome fulfilled; Q.3. Communication skill for teaching;
Q.4. Use of black board with good handwriting / teaching aids; Q.5. Takes feedback from student; Q.6. Sincerity / Commitment of the faculty;
Q.7. Class control of faculty; Q.8. Whether classes conducted punctually?; Q.9. Whether assignment/Notes (Hand outs) given?; Q.10. Teaching with a good speed


DR. FARHAN MOHAMMAD ALI
Principal
Anjuman College of Engineering
& Technology, Sadar, H. No. 1/2

Practical Feedback

Name of Faculty	Subject	Out of	Q1	Q2	Q3	Q4	Q5	Q6	Q7	Q8	Q9	Q10	Feedback Average
Mr. Zamir Khan	EP	46	9.43	9.7	9.59	9.54	9.54	9.65	9.35	9.63	9.7	9.65	9.58
Mr. Sujin S. George	EM	46	9.48	9.87	9.54	9.83	9.54	9.65	9.28	9.78	9.85	9.8	9.66
RAVINDRA PALIWAL	EG-II	47	9.43	9.68	9.45	9.79	9.49	9.51	9.34	9.55	9.66	9.79	9.57
Dr.Nitu Gupta	M.C	47	8.57	8.89	8.87	8.62	8.89	8.96	8.85	8.81	9.15	8.87	8.85
Dr. Kiriti .Kumar Khandelwal	W/S	49	9.41	9.63	9.41	9.31	9.53	9.65	9.51	9.51	9.65	9.47	9.51


Dr. SYED MOHAMMAD ALI
 Principal
 Anjuman College of Engineering
 & Technology, Sector 14, Gurgaon

Q 1 Subject knowledge, Q 2 Whether syllabus/course outcome fulfilled, Q 3. Communication skill for teaching,
 Q 4 Use of black board with good handwriting / teaching aids, Q 5 Takes feedback from student, Q 6. Sincerity / Commitment of the faculty,
 Q 7 Class control of faculty, Q 8. Whether classes conducted punctually? Q 9. Whether assignment/Notes (Hand outs) given? Q 10 Teaching with a good speed

Anjuman College of Engineering and Technology

Department of Science and Humanities

Feedback Report (Session:30-03-2019)

UG Sem:2 (E)

Theory Feedback

Name of Faculty	Subject	Out of	Q1	Q2	Q3	Q4	Q5	Q6	Q7	Q8	Q9	Q10	Feedback Average
Dr.Nitu Gupta	M.C	40	8.4	8.25	8.12	7.42	8.22	8.02	7.68	7.72	8.45	8.52	8.08
Mr. Abdul Sajid Quazi	ES	40	9.18	9.12	8.78	8.43	8.88	8.98	8.4	8.8	9.1	9.07	8.87
RAVINDRA PALIWAL	EG-II	56	9.14	9.3	8.88	9.02	9.12	9	8.39	8.77	9.09	8.41	8.91
Mr. Afzal Hanif Sharif	EM	40	9.22	9.28	9.02	9.18	9.2	9.2	8.75	8.95	9.2	9.22	9.12
Mr. Mohammad Safique	AEE	41	9.22	9.22	9.2	8.95	9.2	9.24	8.59	8.95	9.15	9.12	9.08
Ms. Asia Ansari	M-2	41	9.32	9.17	9.17	9.02	9.1	9.12	8.93	9	9.24	9.32	9.14
Mr. Zamir Khan	AP	46	9.22	9.39	9.37	9.04	9.11	9.22	7.76	8.67	9.24	8.91	8.99

Q.1. Subject knowledge; Q.2. Whether syllabus/course outcome fulfilled; Q.3. Communication skill for teaching;
Q.4. Use of black board with good handwriting / teaching aids; Q.5. Takes feedback from student; Q.6. Sincerity / Commitment of the faculty;
Q.7. Class control of faculty; Q.8. Whether classes conducted punctually?; Q.9. Whether assignment/Notes (Hand outs) given?; Q.10. Teaching with a good speed.

Dr. SYED MOHAMMAD ALI
Principal
Anjuman College of Engineering and Technology

Practical Feedback

Name of Faculty	Subject	Out of	Q1	Q2	Q3	Q4	Q5	Q6	Q7	Q8	Q9	Q10	Feedback Average
Dr.Nitu Gupta	M.C	41	8.54	8.29	8.12	7.49	8.24	7.83	7.73	8	8.71	8.54	8.15
Mr. Afzal Hanif Sharif	EM	41	9.56	9.46	9.44	9.39	9.32	9.39	9	9.2	9.49	9.49	9.37
RAVINDRA PALIWAL	EG-II	42	9.57	9.62	9.5	9.43	9.38	9.5	9.21	9.24	9.48	9.55	9.45
Mr. Zamir Khan	AP	39	9.49	9.56	9.56	9.49	9.36	9.49	9.15	9	9.36	9.44	9.39
Mr Shyamal Chakraborty	W/S	44	9.5	9.5	9.3	9.07	9.09	9.32	9.05	9	9.18	9.5	9.25

Dr. SYED MOHAMMAD ALI
Principal
Anjuman College of Engineering
& Technology, Sadar, Faisalabad

Q.1. Subject knowledge; Q.2. Whether syllabus/course outcome fulfilled; Q.3. Communication skill for teaching;
Q.4. Use of black board with good handwriting / teaching aids; Q.5. Takes feedback from student; Q.6. Sincerity / Commitment of the faculty;
Q.7. Class control of faculty; Q.8. Whether classes conducted punctually?; Q.9. Whether assignment/Notes (Hand outs) given?; Q.10. Teaching with a good speed.